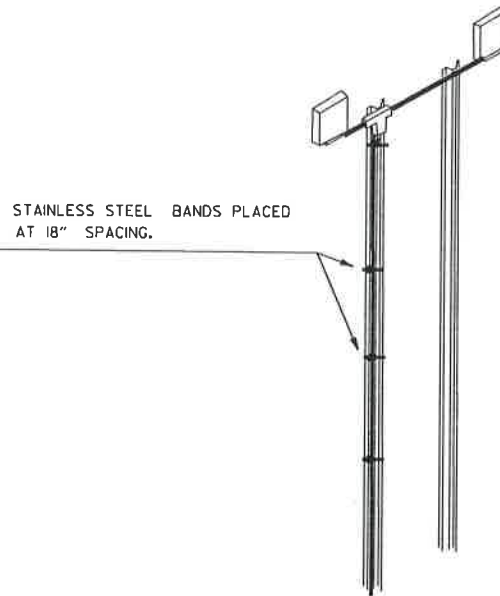
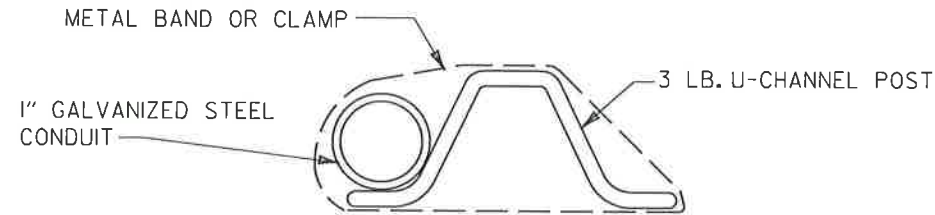
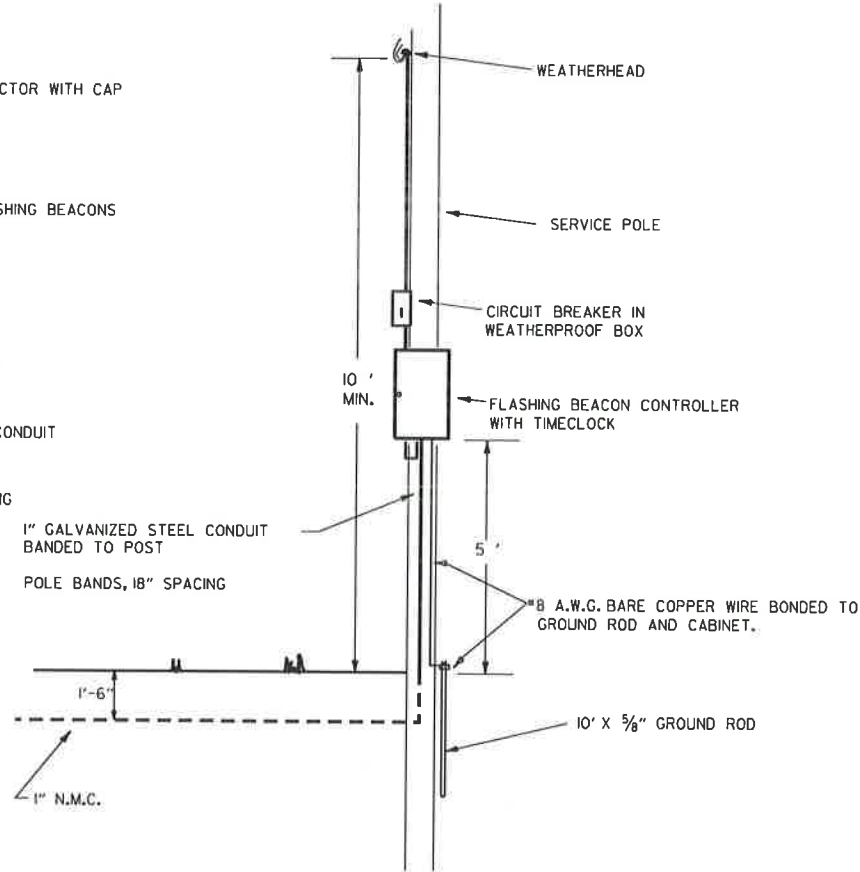
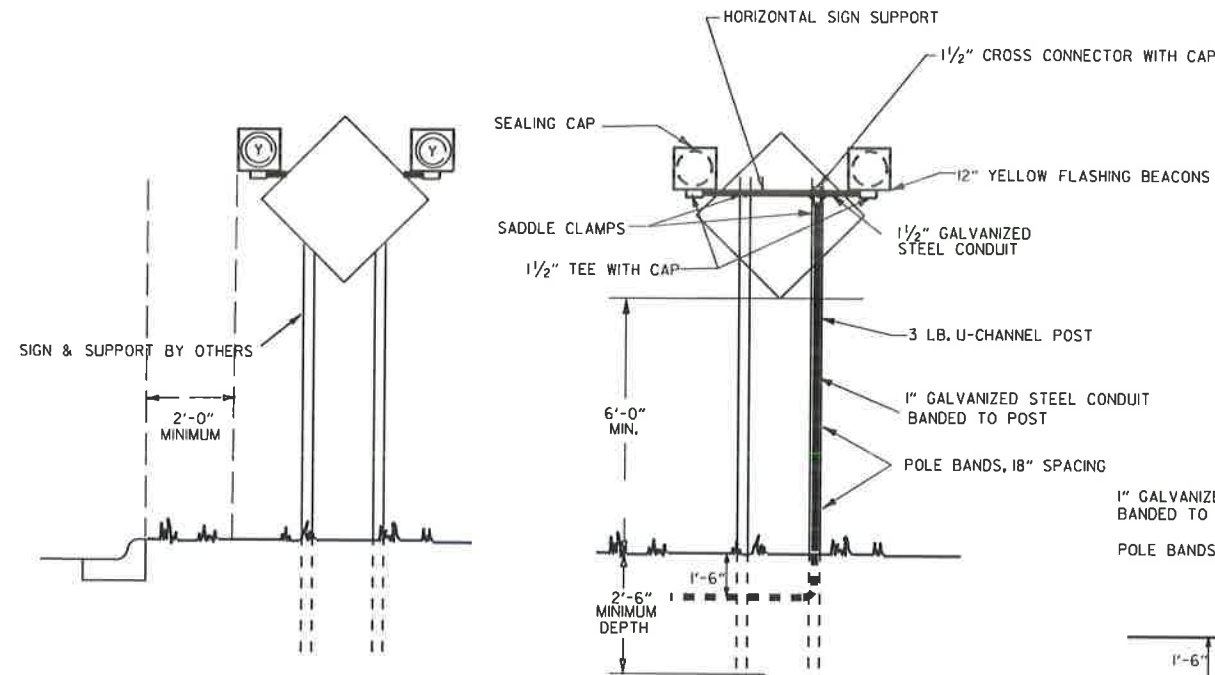


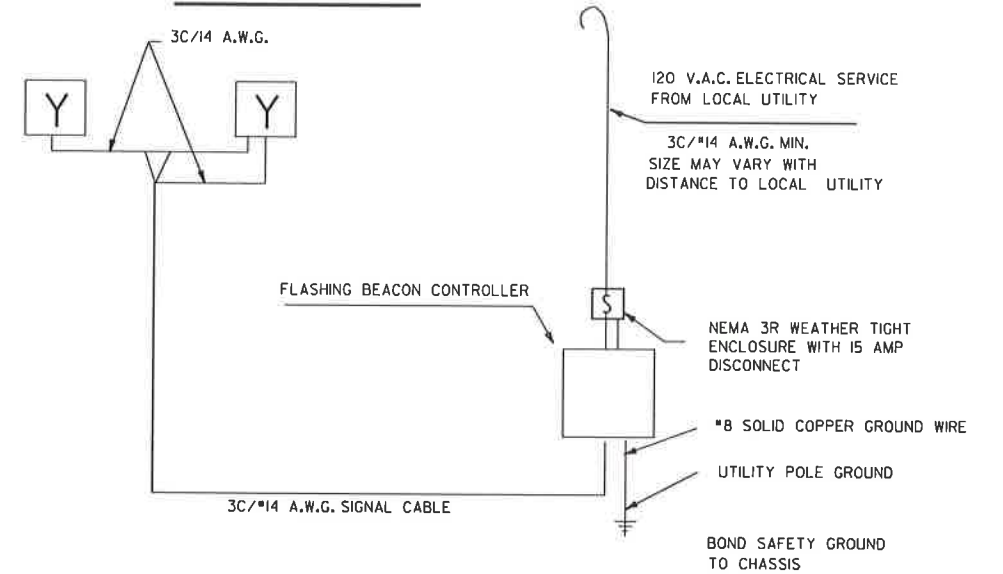
DETAIL OF SIGN SUPPORT ASSEMBLY



TYPICAL INSTALLATION



WIRING DIAGRAM



NOTES:

1. ALL CONSTRUCTION SHALL CONFORM TO THE STANDARD SPECIFICATIONS FOR HIGHWAY CONSTRUCTION (CURRENT EDITION), DIVISION 700, TRAFFIC CONTROL FACILITIES.
2. THE FLASHING BEACON ASSEMBLY SHALL INCLUDE LIGHTING SUPPRESSORS, TRAFFIC SIGNAL CABLE, TWO 12" TRAFFIC SIGNAL HEADS (1 SEC., 1WAY) WITH YELLOW LENSES, FLASHING BEACON CONTROLLER AND A SOLID STATE CALENDAR DATE TIME CLOCK WITH DAYLIGHT SAVINGS TIME PROGRAMMING AND 48 HOUR POWER FAIL PROTECTION, DATE TIME CLOCK REQUIRED ONLY FOR SCHOOL ZONES. SIGNAL HEADS SHALL BE WIRED TO FLASH ALTERNATELY.
3. ANY FITTINGS, BANDS, GROUND ROD OR ACCESSORIES NECESSARY TO MOUNT CONDUIT AND FLASHING BEACON CONTROLLER SHALL BE CONSIDERED SUBSIDIARY TO THE ITEM FOR FLASHING BEACON CONTROLLER.
4. ALL COUPLINGS, TEES, CLAMPS AND HARDWARE NECESSARY TO MOUNT SIGNAL HEADS SHALL BE CONSIDERED SUBSIDIARY TO THE ITEM FOR TRAFFIC SIGNAL HEAD (1 SEC., 1WAY). THE CONTRACTOR SHALL REMOVE SIGNS AND RE-INSTALL THEM AFTER FLASHING BEACONS ARE INSTALLED.
5. THE CITY/COUNTY SHALL BE RESPONSIBLE FOR PROVIDING, THROUGH A LOCAL UTILITY COMPANY A SERVICE POINT AND POWER TO THE FLASHING BEACON CONTROLLER. THIS NOTE APPLIES ONLY WHEN USED AT A SCHOOL LOCATION.

		ARKANSAS STATE HIGHWAY COMMISSION
		FLASHING BEACON INSTALLATION FOR HAZARDOUS CONDITIONS
		STANDARD DRAWING SD-13
11-16-17	REVISED NOTES	
09-02-15	MINOR REVISION TO TYPICAL INSTALLATION DRAWING.	
02-27-14	REVISED NOTE 1.	
09-12-13	ISSUED AS STANDARD DRAWING	
04-17-08	MINOR REVISIONS	
11-03-97	ISSUED	
DATE	REVISION	FILMED