

Arkansas State Highway and Transportation Department



Arkansas Good Roads Foundation

Board Meeting

Thursday, June 11, 2015



Blue Ribbon Committee

on Highway Finance

BlueRibbonHighways.com

FINAL REPORT

December 1, 2010

Presented to:

The Honorable Mike Beebe, Governor
House Interim Committee on Public Transportation
Senate Interim Committee on Transportation, Technology and Legislative Affairs
House Interim Committee on Revenue and Taxation
Senate Interim Committee on Revenue and Taxation
Arkansas Legislative Council
Arkansas State Highway Commission
Association of Arkansas Counties
Arkansas Municipal League







“We have the 12th largest highway system in the country, but we rank 44th in revenue.”



Costs



Revenue





Federal Funding



- **No tax increase since 1993**
- **70 projects, \$280 million delayed**
- **Over \$1 billion at stake in 2015 & 2016**
- **Every \$1 billion supports 20,000 jobs**



State Funding



- **State funds pay all the bills**
- **Can't match new federal funds**
- **Arkansas dollars to other states**



Convenience or necessity??



Convenience or necessity??



Household Costs

**Utilities
(1 month)**



**Road User Fees
(1 year for 2 vehicles)**





Year	Cost per mile	Cost per year
1993	.38	\$5,800.00
2013	.60	\$8,900.00

53% Increase



State Road User Fees Per Vehicle

Year	Vehicle Taxes/Fees
1993	\$212.00
2013	\$202.00

5% Decrease




Key Statistics Since 1993

- Cost to operate vehicle ↑ 53%
- Number of vehicles ↑ 50%
- Vehicle miles traveled ↑ 40%
- Road construction costs ↑ 181%
- Road user fees/vehicle ↓ 5%



Impacts of Infrastructure

- Economic Development
- Jobs
- Safety
- Ease of Mobility
- Quality of Life



@AHTD

Litter Hotline 866-811-1222

